

Antenna TV Outdoor REMO BAS TV-FLAT

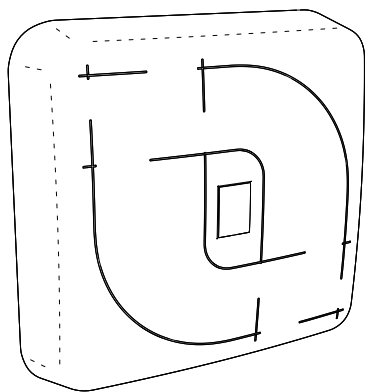
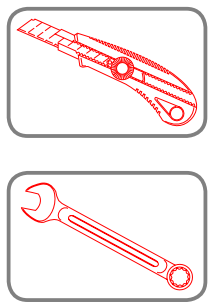
QUICK USER GUIDE

Thank you for choosing the antenna outdoor REMO BAS TV-FLAT! It has been developed by a team of engineers determined to continue the tradition of excellence and innovation of REMO-Electronics products. The antenna REMO BAS TV-FLAT is made of high-quality materials in accordance with thoroughly detailed design.

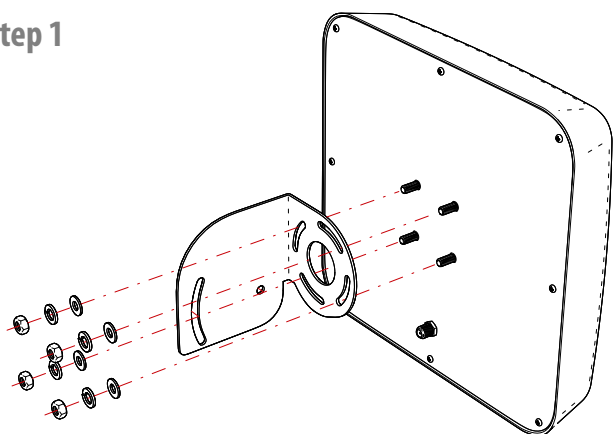
The antenna can be installed on any pole with a diameter up to 55mm or wall bracket. The antenna connects to the TV via cable RG-6/U with F-connector. Cable and connectors are purchased separately.

The antenna outdoor REMO BAS TV-FLAT will provide high-quality reception of digital television DVB-T2 on the decimeter channels together with the modern TV sets or digital receiver.

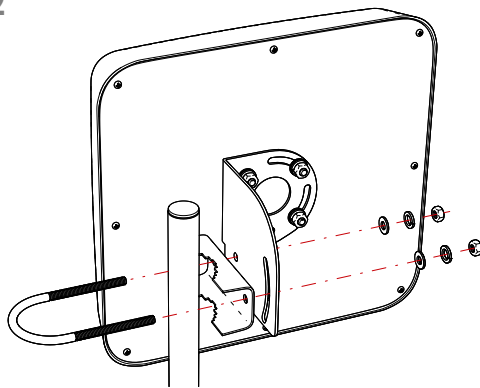
Start



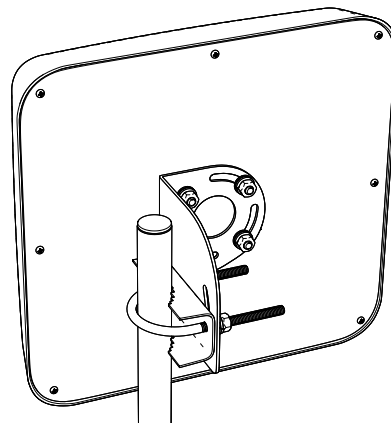
Step 1



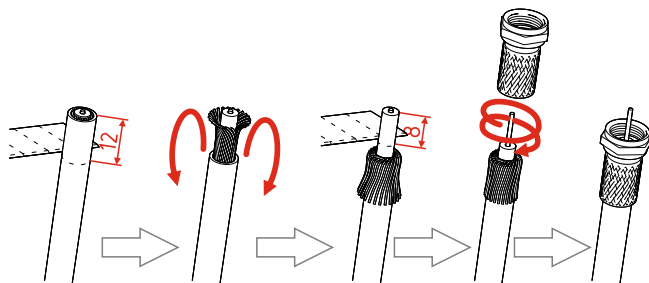
Step 2



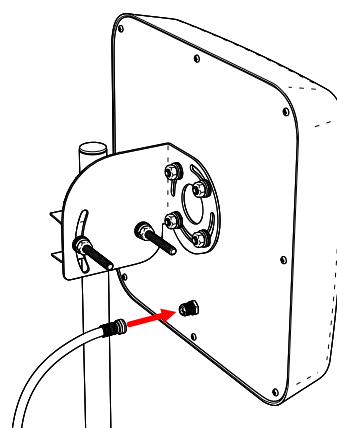
Step 3



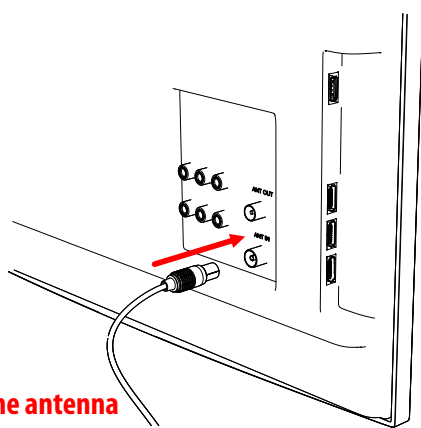
Step 4



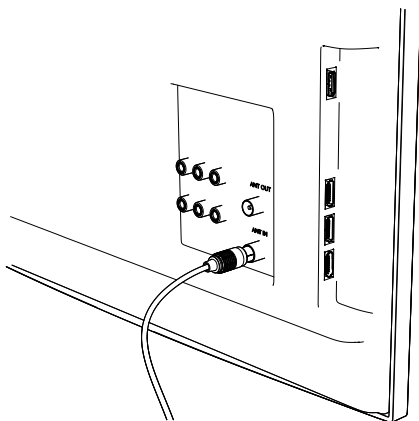
Step 5



Step 6




Step 7



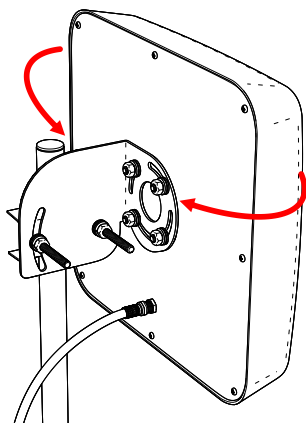
Step 8

**Power On
Select Channel**



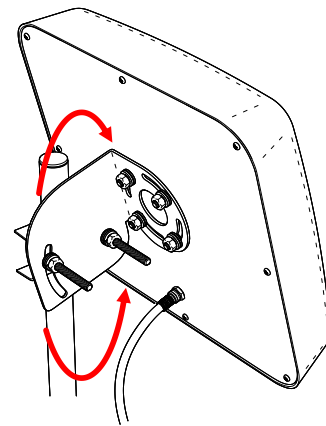
Step 9

Find max signal

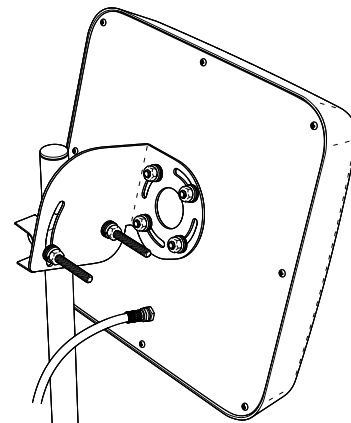


Step 10

Find max signal



Finish



Great! You have installed the antenna and plugged it to the TV.
Note - antenna does not require power.

Nice watching your favorite TV shows!

This product comes with one year warranty against any defects in labor or materials. REMO-Electronics warrants this product is free from defects in material and workmanship for a period of one year from date of purchase. Our obligation under this warranty is limited to repair or replacement of any parts or workmanship that prove to be defective upon inspection. This warranty does not apply to normal wear and tear as well as to damages resulting from shipment, alteration or misuse of the product.

REMO-Electronics, P.O.Box 500, Saratov, 410052, Russia
www.remo-electronics.com